

PASSENGER & LIGHT TRUCK TIRES
NORTH AMERICA

2025 PRODUCT CATALOG



FORCEUM
TIRES THAT PROTECT YOU

PASSENGER

ULTRA HIGH PERFORMANCE

SPORT UTILITY VEHICLE

4X4

LIGHT TRUCK

**Made in Indonesia
and sold in over 90
countries, Forceum
tires are a force for
safer driving.**

Forceum offers tire choices for passenger, light truck, and 4x4 applications, but our strength lies in unique, niche, and exotically-sized tires that are especially engineered for tuners with modified vehicles. Forceum tires are dedicated to offering a safe ride without compromising on affordability and performance for the end-consumer.

Manufactured using DeltaMax technology and silica compounds, Forceum tires use reliable and high quality sourcing of raw materials and cutting-edge manufacturing technology. Our tires are subject to strict quality control processes to make sure we deliver quality tires. The tires are constructed keeping performance in mind, with a focus on traction, cornering, and wet driving during the design and manufacturing process.

INSIDE A FORCEUM TIRE

1 JOINTLESS BEAD WIRE
allows uniformity, less imbalance, and reduced chances of breakage.

2 2 PLIES HIGH TURN UP POLYESTER CASING
with HMLS (high modulus and low shrinking) material to allow high stability and uniformity.


3 2 HIGH TENSILE STEEL LAYER BELTS
at optimized angles for additional safety.

4 TRIPLE TREAD COMPOUND


1. TREAD CAP:
Made with a silica compound for low noise, rolling resistance, and longevity.

2. WINGS: Sidewall type compound allows bonding between tread and sidewall.

3. CUSHION: Extra tackiness and low carbon compound creates adhesion between tread and casing while lowering heat buildup.



THE FORCEUM FORCES



WHY FORCEUM?

PERFORMANCE- FOCUSED PORTFOLIO



The Forceum line features a performance-forced line-up with a range of unique, niche sizes with low profiles and wide tire fitments which are perfect for car enthusiasts.

FACTORY-DIRECT CONTAINER PROGRAM




Forceum tires are shipped directly from our manufacturing facility in Jakarta, Indonesia through a container-model program and are distributed to smaller dealers through our key partners.

DELTAMAX TECHNOLOGY



Manufactured with DeltaMax technology, Forceum tires are made with strict quality control processes and high-quality sourcing of raw materials to deliver a safe driving experience.

A WARRANTY YOU CAN SELL



Our tires come with a competitive warranty that is designed to be easy for our dealers to sell.



AFTER-SALES SUPPORT AND RESOURCES



Our Forceum customers receive after-sales support and resources which include point-of-sale materials, tailored training support, and access to our Dealer Portal.

ECOSA

THE SYMMETRICAL TIRE



Forceum's Ecosa is the perfect economical tire for any type of sedan. Its key features include a stabilizer rib, two circumferential ribs, and multi-sipes. The Forceum Ecosa is designed to prevent irregular wear and optimal driving stability.




STABILIZER RIB

prevents irregular wear & scalloping.



TWO CIRCUMFERENTIAL RIBS

allow driving stability and quick steering response.



MULTI-SIPES

clear water rapidly to overcome aquaplaning.


SERIES	SIZE	LOAD INDEX / SPEED SYMBOL	MAXIMUM LOAD	MAX. INFLATION PRESSURE	RIM WIDTH	SECTION WIDTH	OVERALL DIAMETER	TREAD DEPTH
			LBS	PSI	INCHES	INCHES	INCHES	32NDS
80 Series	165/80R13	83T	1075	44	4.5	6.5	23.4	9
	175/70R13	82H	1045	44	5.0	7.0	22.7	9
	175/70R14	84T	1100	44	5.0	7.0	23.7	9
70 Series	185/70R14	88H	1235	44	5.5	7.4	24.3	9
	195/70R14	91H	1355	44	6.0	7.9	24.8	9
	205/70R14	97H	1610	44	6.0	8.2	25.4	9
65 Series	175/65R14	82H	1045	44	5.0	7.0	23.0	9
	185/65R15	88H	1235	44	5.5	7.4	24.4	9
	195/65R15 (BSW / WLW)	91H	1355	44	6.0	7.9	25.0	9
	205/65R15	94V	1475	44	6.0	8.2	25.5	9
	205/60R14	88H	1235	44	6.0	8.2	23.7	10
60 Series	205/60R15	91V	1355	44	6.0	8.2	24.7	9
	195/60R16	89V	1280	44	6.0	7.9	25.2	9
55 Series	195/55R15	89V XL	1280	44	6.0	7.9	23.4	9

TRIDEKA

THE FAMILY-FRIENDLY TIRE




The Trideka is Forceum's everyday tire, created to keep you and your family safe while on the road. The Forceum Trideka's symmetrical pattern allows for easy installation, and its high aspect ratio ensures maximum driving comfort. Additionally, this tire features wide grooves and multi-sipes for excellent wet grip and stability.




SYMMETRICAL PATTERN

enables easy installation of tire into rims & cars.



WIDE GROOVES & MULTI-SIPES

delivers excellent wet grip and stability.



HIGH ASPECT RATIO

designed for maximum driving comfort.

SERIES	SIZE	LOAD INDEX / SPEED SYMBOL	MAXIMUM LOAD	MAX. INFLATION PRESSURE	RIM WIDTH	SECTION WIDTH	OVERALL DIAMETER	TREAD DEPTH
			LBS	PSI	INCHES	INCHES	INCHES	32NDS
70 Series	175/70R13*	82H	1045	44	5.0	7.0	22.7	9
65 Series	165/65R13*	77T	910	44	5.0	6.7	21.4	9
	185/65R14*	86H	1170	44	5.5	7.4	23.5	9
60 Series	175/60R13	77H	910	44	5.0	7.0	21.3	9

* Available in (BSW/WLW)

D600

THE DIRECTIONAL TIRE




Forceum’s D600 is a dynamic tire for passenger cars. Some key features include a triple dynamic block, combination grooves, and a rigid shoulder block. The build of the Forceum D600 allows for superior handling, grip, stability, and comfort while driving.



TRIPLE DYNAMIC BLOCK
reduces road noise to deliver a quiet & comfortable ride.



COMBINATION GROOVES
allow superior handling & grip on wet conditions.



RIGID SHOULDER BLOCK
offers stability while cornering.

SERIES	SIZE	LOAD INDEX / SPEED SYMBOL	MAXIMUM LOAD	MAX. INFLATION PRESSURE	RIM WIDTH	SECTION WIDTH	OVERALL DIAMETER	TREAD DEPTH
			LBS	PSI	INCHES	INCHES	INCHES	32NDS
60 Series	185/60R14	82H	1050	44	5.5	7.4	22.8	10
	195/60R14	86H	1170	44	6.0	7.9	23.2	9
	195/60R15	91V	1355	44	6.0	7.9	24.2	10

N300

THE TOUGH TIRE



The Forceum N300 is a low-noise pattern with strong grip. It features a tough shoulder block that enables stability, and a center circumferential rib that reduces road noise. Additionally, the dynamic tread grooves on the Forceum N300 work to clear water rapidly and reduce the risk of aquaplaning, delivering a safe, and comfortable ride.



TOUGH SHOULDER BLOCK
enables stability to deliver optimal cornering.



CIRCUMFERENTIAL CENTER RIB
reduces road noise to deliver a quiet & comfortable ride.



DYNAMIC TREAD GROOVES
clear water rapidly to overcome aquaplaning.

SERIES	SIZE	LOAD INDEX / SPEED SYMBOL	MAXIMUM LOAD	MAX. INFLATION PRESSURE	RIM WIDTH	SECTION WIDTH	OVERALL DIAMETER	TREAD DEPTH
			LBS	PSI	INCHES	INCHES	INCHES	32NDS
70 Series	185/70R13	86H	1170	44	5.5	7.4	23.2	8

UTQG

400 A A

EXP70

EXP70

THE COMFORTABLE TIRE



The Forceum EXP70 is an economical tire created for passenger cars. Featuring twin straight grooves, a center rib, and a tough shoulder block, this tire enables stability and provides comfort for any drive.



TWIN STRAIGHT GROOVES
clear water rapidly to overcome aquaplaning.



CENTER RIB
provides handling stability & quick steering response.



TOUGH SHOULDER BLOCK
enables stability to deliver optimal cornering.

SERIES	SIZE	LOAD INDEX / SPEED SYMBOL	MAXIMUM LOAD	MAX. INFLATION PRESSURE	RIM WIDTH	SECTION WIDTH	OVERALL DIAMETER	TREAD DEPTH
			LBS	PSI	INCHES	INCHES	INCHES	32NDS
70 Series	205/70R15	95H	1520	44	6.0	8.2	26.3	9

UTQG

400 A A

D800

D800


THE ECONOMICAL TIRE



The Forceum D800 is an economical & comfortable tire for passenger cars. Featuring tough shoulder block, dynamic sipes and three wide circumferential grooves this tire enables stability and provides safe drive.



TOUGH SHOULDER BLOCK
enables stability to deliver optimal cornering.



DYNAMIC SIPES
clear water rapidly to overcome aquaplaning.



THREE WIDE CIRCUMFERENTIAL GROOVES
further speed up water clearance to avoid aquaplaning.

OCTA

THE QUIET TIRE



The Forceum Octa is an all-season tire for passenger cars designed with a low-noise, asymmetrical pattern. The key features include three center ribs, and both a dry and wet side pattern for optimal performance in any condition. Another benefit of the Forceum Octa is that it provides excellent grip, braking, and stability, making your drive easy and comfortable.



THREE CENTER RIBS

provide excellent grip, braking performance, and driving stability.



DRY SIDE PATTERN WITH A STIFF BLOCK

assures stable contact patch to deliver optimal cornering.



WET SIDE PATTERN WITH TWO WIDE GROOVES AND MULTI-SIPES

clear water rapidly to prevent aquaplaning.

SERIES	SIZE	LOAD INDEX / SPEED SYMBOL		MAXIMUM LOAD	MAX. INFLATION PRESSURE	RIM WIDTH	SECTION WIDTH	OVERALL DIAMETER	TREAD DEPTH
				LBS	PSI	INCHES	INCHES	INCHES	32NDS
60 Series	205/60R16	96V	XL	1565	44	6.0	8.2	25.7	9
	215/60R16	99V	XL	1710	44	6.5	8.7	26.1	10
	225/60ZR16	102W	XL	1870	44	6.5	9.0	24.6	9
	235/60ZR16	104W	XL						
55 Series	195/55R16	91V	XL	1355	44	6.0	7.9	24.4	10
	205/55ZR16	94W	XL	1475	44	6.5	8.4	24.9	9
	215/55ZR17	98W	XL	1655	44	7.0	8.9	26.3	10
	225/55ZR17	101W	XL	1820	44	7.0	9.2	26.8	9
	235/55R19	105V	XL	2040	44	7.5	9.6	29.2	9
50 Series	195/50R16	88V		1235	44	6.0	7.9	23.7	9
	205/50ZR16	91W	XL	1355	44	6.5	8.4	24.1	9
	225/50ZR18	99W	XL	1710	44	7.0	9.2	26.9	9
	245/50ZR17	99W		1710	44	7.5	10.0	26.7	10
	235/50ZR18	101Y	XL	1820	44	7.5	9.6	27.3	9
45 Series	195/45ZR17	85W	XL	1135	36	6.5	7.6	23.9	9
	205/45ZR17	88W	XL	1235	44	7.0	8.1	24.3	10
	245/45ZR18	100Y	XL	1760	44	8.0	9.6	26.7	9
	235/45ZR19	99Y	XL	1700	44	8.0	9.3	27.4	9
	245/45ZR19	102Y	XL	1870	44	8.0	9.6	27.7	9
40 Series	225/40ZR18	92Y	XL	1390	44	8.0	9.1	25.1	10
	225/40ZR19	93Y	XL	1430	44	8.0	9.1	26.1	9
	245/40ZR19	98W	XL	1650	44	8.5	9.8	26.7	9
	235/40ZR20	96Y	XL	1565	44	8.5	9.5	27.4	10
	245/40ZR20	99Y	XL	1710	44	8.5	9.8	27.7	9
35 Series	225/35ZR19	88Y	XL	1235	44	8.0	9.1	25.2	10
	225/35ZR20	93Y	XL	1430	44	8.0	9.1	26.2	9
	245/35ZR20	95Y	XL	1520	44	8.5	9.8	26.8	9
	245/35ZR21	96Y	XL	1565	44	8.5	9.8	27.8	10
30 Series	225/30ZR20	85Y	XL	1135	44	8.0	9.1	25.4	10
	275/30ZR20	97Y	XL	1610	44	9.5	10.9	26.5	9

HENA

THE SPORTY TIRE



The Forceum Hena is a sporty, all-season tire with excellent wet grip. Its lateral grooves with 45 degree angles, straight center grooves, and straight center rib ensure a safe and stable driving experience.



LATERAL GROOVES WITH 45 DEGREE ANGLES WITH LARGE BLOCKS

clear water rapidly while reducing noise.



STRAIGHT CENTER GROOVES

clear water rapidly and overcome aquaplaning to deliver superior wet performance.



STRAIGHT CENTER RIB

offers stability and flexibility on high speeds.

SERIES	SIZE	LOAD INDEX / SPEED SYMBOL		MAXIMUM LOAD	MAX. INFLATION PRESSURE	RIM WIDTH	SECTION WIDTH	OVERALL DIAMETER	TREAD DEPTH
				LBS	PSI	INCHES	INCHES	INCHES	32NDS
65 Series	215/65R15	100H	XL	1765	44	6.5	8.7	26.0	9
	215/65R16	102V	XL	1875	44	6.5	8.7	26.0	9
60 Series	205/60R14	88H		1235	44	8.5	8.2	23.7	9
	185/60R15	84H		1100	44	5.5	7.4	23.7	9
	225/60R15	96V		1565	44	6.5	9.0	25.6	10
55 Series	205/55R15	88V		1235	44	6.5	8.4	23.9	9
	215/55ZR16	97W	XL	1610	44	7.0	8.9	25.3	10
	225/55ZR16	99W	XL	1710	44	7.0	9.2	25.7	10
50 Series	195/50R15	82V		1050	44	6.0	7.9	22.7	9
	205/50ZR15	89W	XL	1280	44	6.5	8.4	23.1	10
	225/50ZR16	96W	XL	1565	44	7.0	9.2	24.9	10
	215/50ZR17	95W	XL	1520	44	7.0	8.9	25.5	9
	225/50ZR18	99W	XL	1710	44	7.0	9.2	26.9	10
45 Series	205/45ZR16	87W	XL	1200	44	7.0	8.1	23.2	10
	215/45ZR17	91W	XL	1355	44	7.0	8.4	24.6	9
	225/45ZR17	94W	XL	1475	44	7.5	8.9	25.0	10
	235/45ZR17	97W	XL	1610	44	8.0	9.3	25.4	9
40 Series	205/40ZR17	84W	XL	1100	44	7.5	8.3	23.5	9
	215/40ZR17	87W	XL	1200	44	7.5	8.6	23.8	9
	245/40ZR17	95W	XL	1520	44	8.5	9.8	25.5	10

HEXA

THE V-SHAPED TIRE



Forceum’s Hexa is a sporty, ultra high performance tire, built with a V-shaped tread design. It features unique wide grooves that are designed to clear water rapidly, and a tough shoulder block to allow for stability while making sharp turns. The Forceum Hexa also includes keyhole sipes, ensuring strong tire grip for the safest possible drive in wet conditions.



V-SHAPED TREAD BLOCK
helps maintain stability at high speeds and clears water quickly for excellent traction on wet roads.



UNIQUE WIDE GROOVES
clears water quickly to overcome aquaplaning for maximum performance.



TOUGH SHOULDER BLOCK WITH KEYHOLE SIPES
allows stability while cornering and ensures remarkable grip.

SERIES	SIZE	LOAD INDEX / SPEED SYMBOL		MAX-IMUM LOAD	MAX. INFLATION PRESSURE	RIM WIDTH	SECTION WIDTH	OVERALL DIAMETER	TREAD DEPTH
				LBS	PSI	INCHES	INCHES	INCHES	32NDS
55 Series	185/55R16	87V	XL	1200	44	6.0	7.6	24.0	9
50 Series	205/50ZR17	93W	XL	1435	44	6.5	8.4	25.1	10
35 Series	225/35ZR20	93Y	XL	1435	44	8.0	9.1	26.2	10

HEXA-R

THE MODERN V-SHAPED TIRE



Similar to the Hexa, Forceum's Hexa-R is a sporty, ultra high performance tire. It features a V-shaped tread block, unique wide grooves, and a tough shoulder block, all ensuring the upmost safety for wet driving conditions. Additionally, the Forceum Hexa-R has keyhole sipes to maximize tire grip and maintain stability while cornering.




V-SHAPED TREAD BLOCK

clear water rapidly for strong grip on wet surfaces as well as maintaining stability on high speeds.



UNIQUE WIDE GROOVES

clear water rapidly to overcome aquaplaning and deliver superior wet performance.



TOUGH SHOULDER BLOCK WITH KEYHOLE SIPES

ensures excellent traction and allows increased stability while cornering.

SERIES	SIZE	LOAD INDEX / SPEED SYMBOL		MAXIMUM LOAD	MAX. INFLATION PRESSURE	RIM WIDTH	SECTION WIDTH	OVERALL DIAMETER	TREAD DEPTH
				LBS	PSI	INCHES	INCHES	INCHES	32NDS
55 Series	185/55R16	83V	XL	1075	44	8.5	7.6	24.0	10
	205/50ZR17	93W	XL	1435	44	6.5	8.4	25.1	10
50 Series	225/50ZR17	98W	XL	1655	44	7.0	9.2	25.9	10
	205/45ZR16	87W	XL	1200	44	7.0	8.1	23.2	9
45 Series	245/45ZR17	99W	XL	1710	44	8.0	9.6	25.7	10
	205/45ZR18	90Y	XL	1325	44	7.0	8.1	25.2	10
	225/45ZR18	95Y	XL	1520	44	7.5	8.9	25.9	10
40 Series	215/40ZR18	89Y	XL	1280	44	7.5	8.6	24.8	10
	235/40ZR18	95Y	XL	1520	44	8.5	9.5	25.4	10
	245/40ZR18	97Y	XL	1610	44	8.5	9.8	25.7	10
	225/40ZR19	93Y	XL	1435	44	8.0	9.1	26.1	10
35 Series	215/35ZR19	85Y	XL	1135	44	7.5	8.6	24.9	9
	235/35ZR19	91Y	XL	1355	44	8.5	9.5	25.5	10
	245/35ZR19	93Y	XL	1435	44	8.5	9.8	25.8	10
30 Series	235/30ZR20	88Y	XL	1235	44	8.5	9.5	25.6	10

D700

UTQG

400 AA

D700

THE DYNAMIC TIRE



The D700 is Forceum’s ultra-high performance tire designed for wet performance. The Forceum D700 features a combination of lateral and directional grooves, a dual center dynamic block, and a tough shoulder block for stability when driving fast or while turning. This tire is perfect if you’re looking for safe and reliable tire that can stand up to high speeds and wet conditions.



LATERAL & DIRECTIONAL GROOVES

clear water rapidly to overcome aquaplaning.



DYNAMIC DUAL CENTER BLOCK

designed for stability on high speeds.



TOUGH SHOULDER BLOCK

allows optimal stability while cornering.

SERIES	SIZE	LOAD INDEX / SPEED SYMBOL	MAXIMUM LOAD	MAX. INFLATION PRESSURE	RIM WIDTH	SECTION WIDTH	OVERALL DIAMETER	TREAD DEPTH
45 Series	195/45ZR16	84W XL	1100	44	6.5	7.7	22.9	10

D850

UTQG

400 AA

D850

THE ZIG-ZAG TIRE



The Forceum D850 is an ultra-high performance passenger tire designed for comfort and wet performance. It features a zig-zag shoulder block pattern to reduce noise and clear water, and a dynamic semi rib block for grip and wet handling. The Forceum D850 also features a continuous center rib, allowing for stability on straight roads.



ZIGZAG SHOULDER BLOCK PATTERN

clears water rapidly to overcome aquaplaning while delivering a quiet ride.



DYNAMIC SEMI-RIB BLOCK

designed for wet grip and superior wet handling.



CONTINUOUS CENTER RIB

allows stability on straight roads.


SERIES	SIZE	LOAD INDEX / SPEED SYMBOL	MAXIMUM LOAD	MAX. INFLATION PRESSURE	RIM WIDTH	SECTION WIDTH	OVERALL DIAMETER	TREAD DEPTH
45 Series	195/45R15	78V	935	44	6.5	7.7	21.9	9
40 Series	205/40ZR18	86Y XL	1170	44	7.5	8.3	24.4	10

PENTA

THE MODERN SUV TIRE



The Forceum Penta is a modern twist on your typical SUV tire. Its low-noise, asymmetric pattern makes your driving experience stable and comfortable. The Penta features three main ribs and both a dry side and a wet side pattern for safety in all conditions.



THREE MAIN RIBS

allow riding stability on highways while multi-adaptive sipes minimize rolling resistance & improve braking.



DRY SIDE PATTERN

with rigid block ensures good cornering while strengthening line traceability.



WET SIDE PATTERN

with two wide grooves and multi-sipes clear water rapidly to overcome aquaplaning while variable pitch minimizes pattern noise to deliver comfort.


SERIES	SIZE	LOAD INDEX / SPEED SYMBOL		MAXIMUM LOAD	MAX. INFLATION PRESSURE	RIM WIDTH	SECTION WIDTH	OVERALL DIAMETER	TREAD DEPTH
				LBS	PSI	INCHES	INCHES	INCHES	32NDS
70 Series	265/70R16	116H	XL	2755	51	8.0	10.7	30.6	9
	225/65R17	106H	XL	2095	51	6.5	9.0	28.5	10
65 Series	235/65R17	108V	XL	2205	51	7.0	9.4	29.1	10
	265/65R17	116H	XL	2755	51	8.0	10.7	30.6	10
60 Series	225/60R18	104V	XL	1985	51	6.5	9.0	28.6	9
	235/60R18	107V	XL	2150	51	7.0	9.4	29.1	9
	265/60R18	114V	XL	2600	51	8.0	10.7	30.5	10
55 Series	255/55R19	111V	XL	2405	51	8.0	10.4	30.0	10
	275/55R20	117V	XL	2835	51	8.5	11.2	31.9	10
50 Series	265/50R19	110V	XL	2335	51	8.5	10.9	29.5	10
	255/50R20	109V	XL	2270	51	8.0	10.4	30.1	10
	265/50R20	111V	XL	2405	51	8.5	10.9	30.5	9
45 Series	265/45R20	108V	XL	2205	51	9.0	10.5	29.4	10
	275/45ZR22	112W	XL	2470	51	9.0	10.7	31.8	10
40 Series	265/40ZR21	105Y	XL	2040	51	9.5	10.7	29.3	10
	305/40ZR22	114W	XL	2600	51	11.0	12.3	31.6	9
35 Series	265/35R22	102V	XL	1875	51	9.5	10.7	29.3	10

HEPTAGON SUV

THE SUV TIRE



The Forceum Heptagon SUV offers excellent handling and traction for wet and dry conditions. Key features include a wet-side pattern with multi-grooves, a dry side pattern, and a balance center rib ensuring safety at all times.




WET SIDE PATTERN WITH MULTI-GROOVES

enable rapid water evacuation for improved wet handling and traction.



DRY SIDE PATTERN WITH LARGER BLOCKS AND DOUBLE GROOVES

allow superior grip on dry surfaces.



BALANCED CENTER RIB

provides better handling stability on wet and dry conditions.

SERIES	SIZE	LOAD INDEX / SPEED SYMBOL		MAXIMUM LOAD	MAX. INFLATION PRESSURE	RIM WIDTH	SECTION WIDTH	OVERALL DIAMETER	TREAD DEPTH
				LBS	PSI	INCHES	INCHES	INCHES	32NDS
60 Series	215/60R17	100V	XL	1765	51	7.0	9.4	28.1	9
	235/60R17	102H	XL	1875	51	6.5	8.7	27.2	10
	255/60R17	110V	XL	2335	51	7.5	10.2	29.1	10
	255/60R18	112V	XL	2470	51	7.5	10.2	30.0	10
55 Series	215/55R18	99V	XL	1710	51	7.0	8.9	27.3	10
	235/55R18	104V	XL	1985	51	7.5	9.6	28.1	10
	255/55R18	109V	XL	2270	51	8.0	10.4	29.0	10
50 Series	235/50R19	103V	XL	1930	51	7.5	9.6	28.3	10
	255/50ZR19	107W	XL	2150	51	8.0	10.4	29.1	10
45 Series	255/45R20	105V	XL	2040	51	8.5	10.0	29.1	10
	275/45ZR19	108W	XL	2205	51	9.0	10.7	28.8	10
	275/45ZR20	110Y	XL	2335	51	9.0	10.7	29.8	10
	285/45ZR19	111V	XL	2405	51	9.5	11.2	29.1	9
40 Series	265/40ZR22	106Y	XL	2095	51	9.5	10.7	30.4	10
	275/40ZR20	106Y	XL	2095	51	9.5	10.9	28.7	10
	305/40ZR22	114W	XL	2600	51	11.0	12.3	31.6	10
35 Series	295/35ZR21	107Y	XL	2150	51	10.5	11.9	29.1	10
	315/35ZR20	110W	XL	2335	51	11.0	12.6	28.7	10
30 Series	295/30ZR22	103Y	XL	1930	51	10.5	11.9	29.0	10

UTQG

320 A A

HP202+

HP202+

THE COMFORTABLE SUV TIRE



BIONIC CONTOURS

reduce road noise and braking distance



LATERAL GROOVES ON BOTH SHOULDERS

clear water rapidly to prevent aquaplaning



OPTIMIZED FOOTPRINT, GROOVE ANGLES, AND SIPE DENSITY

help minimize rolling resistance

SERIES	SIZE	LOAD INDEX / SPEED SYMBOL	MAXIMUM LOAD	MAX. INFLATION PRESSURE	RIM WIDTH	SECTION WIDTH	OVERALL DIAMETER	TREAD DEPTH
			LBS	PSI	INCHES	INCHES	INCHES	32NDS
50 Series	285/50R20	116V XL	2755	50	9.0	11.7	31.3	10

4 X 4

UTQG

600 A A

ALL SEASON

HEPTAGON HT


HEPTAGON HT

THE HIGHWAY TIRE




ASYMMETRICAL TREAD DESIGN

offers excellent traction and handling.




SEQUENTIAL RIBS ON SHOULDERS

offer superior grip & stability while cornering and driving on wet surfaces.



TREAD SIPING

enables a self-cleaning and anti-slipping mechanism.



OPTIMAL PITCH VARIATION

ensures low noise for increased driving comfort.

SERIES	SIZE	LOAD INDEX / SPEED SYMBOL	MAXIMUM LOAD	MAX. INFLATION PRESSURE	RIM WIDTH	SECTION WIDTH	OVERALL DIAMETER	TREAD DEPTH
			LBS	PSI	INCHES	INCHES	INCHES	32NDS
70 Series	215/70R16	100H	1765	51	6.5	8.7	27.9	10
65 Series	285/65R17	116H	2755	51	8.5	11.4	31.5	10



ATZ

The Forceum ATZ is an all-season tire created for stable driving on all terrains. Featuring large blocks with multi-sipes, a straight center block, and wide grooves, this tire clears mud easily and maintains a strong grip on and off the road.



THE ALL-TERRAIN TIRE



LARGE BLOCKS WITH MULTI-SIPES

allows strong grip on wet off-road conditions.



STRAIGHT CENTER BLOCK

helps maintain stability on highways.



WIDE GROOVES

enables easy clearing of mud in off-road conditions.

SERIES	SIZE	LOAD INDEX / SPEED SYMBOL	MAXIMUM LOAD	MAX. INFLATION PRESSURE	RIM WIDTH	SECTION WIDTH	OVERALL DIAMETER	TREAD DEPTH
			LBS	PSI	INCHES	INCHES	INCHES	32NDS
70 Series	235/70R16	109S XL	2270	44	7.0	9.4	29.0	11

P METRIC

SERIES	SIZE	LOAD INDEX / SPEED SYMBOL	PR	MAXIMUM LOAD (LBS)		MAX. INFLATION PRESSURE	RIM WIDTH	SECTION WIDTH	OVERALL DIAMETER	TREAD DEPTH
				SINGLE	DUAL					
75 Series	LT 235/75R15	116/113Q	10	2755	2535	44	6.5	9.3	28.9	11
70 Series	LT 235/70R15	114/110Q	10	2600	2335	44	7.0	9.6	27.9	13

LT METRIC

ATZ-R

THE MODERN OFF-ROAD TIRE



LARGE BLOCKS WITH MULTI-SIPES

allow strong grip on wet off-road conditions.



STRAIGHT CENTER BLOCK

helps maintain stability on highways.



WIDE GROOVES

enable easy clearing of mud in off-road conditions.



BUTTRESS BLOCK DECORATION

adds an attractive edge to the tire pattern.

SERIES	SIZE	LOAD INDEX / SPEED SYMBOL	PR	MAXIMUM LOAD		MAX. INFLATION PRESSURE	RIM WIDTH	SECTION WIDTH	OVERALL DIAMETER	TREAD DEPTH
				LBS						
Flotation	LT 31X10.50R15*	109Q	6	2270		51	8.5	10.5	30.5	13
70 Series	185/70R14**	88S	-	1235		44	5.5	7.4	24.3	9
65 Series	265/65R17	112T	-	2470		51	8.0	10.7	30.6	12
60 Series	265/60R18	110H	-	2335		51	8.0	10.7	30.5	12
50 Series	265/50R20	111S XL	-	2405		51	8.5	11.3	31.9	12

* Available in (BSW/OWL/OOL)

** Available in (BSW/OWL)

MT-08+

THE MODERN MUD-TERRAIN TIRE



The MT-08+ is similar to the MT-08, but its built with a modern twist. This tire features large knobby blocks with deep grooves, an open tread with shoulder groove ridges, and a continuous center rib, all to maximize efficiency in an off-road terrain. If you're looking for adventure, this 4x4 pattern is right for you.



LARGE KNOBBY BLOCKS WITH DEEP GROOVES

penetrate muddy terrains to establish strong traction.



OPEN TREAD DESIGN COMBINED WITH SHOULDER GROOVE RIDGES

enable a self-cleaning mechanism to clear mud and road hazards.



CONTINUOUS CENTER RIB

hampers mud flow to establish strong traction.

SERIES	SIZE	LOAD INDEX / SPEED SYMBOL	PR	MAXIMUM LOAD		MAX. INFLATION PRESSURE	RIM WIDTH	SECTION WIDTH	OVERALL DIAMETER	TREAD DEPTH
				SINGLE (LBS)	DUAL (LBS)					
Flotation	LT 27X8.50R14	95Q	6	1520	-	50	7.0	8.6	26.7	16
	LT 33X12.50R20**	114Q	10	2600	-	65	10.0	12.6	32.5	19
	LT 35X12.50R20**	121Q	10	3195	-	80	10.0	12.1	34.4	20
80 Series	165/80R13	94/92R	-	1475	1390	65	4.5	6.5	23.4	16
75 Series	LT 235/75R15*	104/101Q	6	1985	1820	51	6.5	9.3	28.9	16
	LT 245/75R16**	120/116Q	10	3085	2755	80	7.0	9.8	30.5	16
	LT 265/75R16**	123/120Q	10	3415	3085	80	7.5	10.5	31.7	17
70 Series	LT 235/70R16**	104/101Q	6	1985	1820	51	7.0	9.4	29.0	16
	LT 265/70R17**	121/118P	10	3195	2910	80	8.0	10.7	31.7	17
	LT 265/65R17	120/117Q	10	3085	2835	80	8.0	10.9	30.4	19
65 Series	LT 265/65R18**	122/119K	10	3305	3000	80	8.0	10.7	31.5	18
	LT 275/65R18	123/120Q	10	3415	3085	80	8.0	11.2	31.9	19
	LT 275/65R18	123/120K	10	3415	3085	80	8.0	11.2	31.9	19
60 Series	265/60R18	110S	-	2335	-	51	8.0	10.7	30.4	19
55 Series	LT 275/55R20**	115/112P	8	2680	2470	65	8.5	11.2	31.9	12
50 Series	265/50R20	111Q	-	2405	-	51	8.5	10.5	30.4	19

* Available in (BSW/OWL/OOL)


** Available in (BSW/OWL)

BINTURONG PRO-X

THE EXTREME
MUD-TERRAIN TIRE



The Forceum Binturong Pro-X is a professional off-road tire. This tire has a strong grip, can handle tough mud terrain, and climb cliffs easily. Specialized for drivers who are enthusiastic about 4x4 challenges in crossing extreme terrain.



EXTENSIVE PRIMARY LARGE TREAD BLOCKS WITH UNIQUE TREAD ARRANGEMENTSS

ensure maximum tread contact area and provide maximum traction on slippery surfaces.



SECONDARY WINGED TREAD BLOCK WORK TOGETHER WITH PRIMARY BLOCK

to give extra traction and improve mud digging as well as rocky terrain.



REINFORCED WIDE LATERAL GROOVE OPEN CENTER GROOVE

which removes thick mud faster but remains protected with reinforced blocks even in the most extreme terrains.



AGGRESSIVE INTERLOCK BLOCK SIDEWALL

improves side-bite traction and removes adhering mud in extreme off-road terrain.

SERIES	SIZE	LOAD INDEX / SPEED SYMBOL	PR	MAXIMUM LOAD	MAX. INFLATION PRESSURE	RIM WIDTH	SECTION WIDTH	OVERALL DIAMETER	TREAD DEPTH
				LBS	PSI	INCHES	INCHES	INCHES	32NDS
Flotation	LT 31X10.50-15	110N	6	2337	65	8.5	9.76	31.4	24

DIGON LT

DIGON LT

THE ECONOMICAL TIRE



THREE MAIN GROOVES

clear water rapidly to overcome aquaplaning.



TWO MAIN RIBS

deliver driving stability & quick steering response.



MULTI-SIPE TREAD

ensures excellent grip to deliver driving comfort.

SERIES	SIZE	LOAD INDEX / SPEED SYMBOL	PR	MAXIMUM LOAD		MAX. INFLATION PRESSURE	RIM WIDTH	SECTION WIDTH	OVERALL DIAMETER	TREAD DEPTH
				SINGLE (LBS)	DUAL (LBS)	PSI	INCHES	INCHES	INCHES	32NDS
LTRC	175R13C	97/95R	8	1610	1521	65	5.0	7.0	23.9	10
	195R14C	106/104P	8	2095	1984	65	5.5	7.8	26.2	12
	195R15C	106/104R	8	2095	1984	65	5.5	7.8	27.2	12

ULTRA 2

ULTRA 2

THE COMMERCIAL TIRE



TWIN SEMI-BLOCK RIB

allows strong grip on wet road conditions.



THREE MAIN GROOVES

clear water rapidly to overcome aquaplaning.



SIPED SHOULDER BLOCKS

allow optimal cornering & prevent uneven wear.

SERIES	SIZE	LOAD INDEX / SPEED SYMBOL	PR	MAXIMUM LOAD		MAX. INFLATION PRESSURE	RIM WIDTH	SECTION WIDTH	OVERALL DIAMETER	TREAD DEPTH
				SINGLE (LBS)	DUAL (LBS)	PSI	INCHES	INCHES	INCHES	32NDS
LTRC	LT 185R14C	102/100P	8	1875	1765	65	5.5	7.4	25.6	8

ABOUT FORCEUM'S LIMITED WARRANTY

This limited warranty covers all new Forceum brand replacement radial tires purchased after May 1, 2016, supplied either directly or through an authorized Forceum dealer, which are mounted on passenger cars, vans and light trucks and have been used on the same vehicle that they were originally installed on.

This warranty applies to consumers actually purchasing and using the tires in all of North America, limited to the 48 contiguous states, the District of Columbia, the non-contiguous states of Hawaii and Alaska, and Canada.

1. WORKMANSHIP & MATERIALS

Forceum warrants all eligible tires with a complete DOT identification number against defects in workmanship and materials. Upon examination, if Forceum determines that the tire(s) is not serviceable due to a condition covered by this warranty, it will be replaced by a comparable new Forceum tire as follows:

During the first 2/32" of the original usable tread, or within twelve (12) months from the date of purchase (proof of purchase required) whichever comes first, Forceum will replace the tire with a comparable new Forceum tire 100% free of charge. Applicable fees and taxes and costs of mounting and balancing are payable by the owner.

After the 100% replacement term expires and the tire is still within sixty (60) months of the date of purchase (proof purchase required), credit will be pro-rated towards the purchase of a comparable Forceum tire. The credit will be determined by the percentage of original tread depth remaining on the tire. Applicable fees and taxes and costs of mounting and balancing are payable by the owner.

The authorized Forceum dealer will determine the adjustment cost by multiplying the percentage of original usable tread worn by the current Forceum price in effect at the time of adjustment.

Refer to the example below to obtain the credit percentage:

RTD = Remaining Tread Depth

OTD = Original Tread Depth

If RTD = 5/32" = 5 and OTD = 10/32" = 10

The calculation is:

$$\frac{\text{Remaining Usable Tread Depth}}{\text{Original Usable Tread Depth}} = \frac{3}{8} = 0.375 = \mathbf{38\%}$$

2. MILEAGE TREADWEAR WARRANTY

In addition to the above workmanship and materials warranty, Forceum also warrants that the tread life of all replacement passenger tires or light truck tires, supplied either directly or through an authorized Forceum dealer, will have the following tread wear warranty coverage from the point of original purchase (proof of purchase required):

CATEGORY	PATTERN	MILEAGE COVERED
Passenger	ECOSA	45,000 miles
SUV	PENTA	45,000 miles
4 x 4	ATZ	45,000 miles
4 x 4	HEPTAGON HT	45,000 miles

If a tire reaches the end of its usable tread life (2/32") before the stated mileage warranty, it will be replaced

by a comparable Forceum tire on a pro-rated basis. The authorized Forceum dealer will determine the adjustment cost by multiplying the percentage of mileage obtained by the current Forceum price in effect at the time of adjustment.

To make a claim, the owner must present the original Forceum Mileage Warranty Card, which records the date of purchase, name of purchaser, original mileage, and identification of the vehicle to an authorized Forceum dealer.

Eligibility For Mileage Tread Wear Warranty:

- The tires must be rotated every 5,000 – 6,000 miles
- The owner must be the original purchaser of the tires and have the original copy of the invoice showing the application mileage
- The original purchaser must be the owner of the vehicle on which the tires were originally installed
- The tires are worn out evenly across the tread, down to the tread wear indicator (2/32") at which time they are considered to be 100% worn out. The tire must not have more than 2/32" tread depth difference
- The Tire Rotation Card must be completed by the servicing dealer
- For vehicles equipped with staggered size fitments (different tire sizes on the front and rear axles) which cannot be rotated, the mileage warranty for the front or rear tires will be 50% of the warranted miles specified under the standard Forceum tread wear warranty.

OWNER'S OBLIGATION

In order to be eligible for Forceum's Limited Warranty coverage, the owner must:

1. Present the tire to any authorized Forceum dealer.
2. Submit or present a copy of the original purchase receipt with documented automobile mileage at time of tire installation and tire dismounting.
3. Submit a tire rotation record showing that all tires have been rotated at least every 5,000 – 6,000 miles

(applicable to mileage warranty claims only).

4. Complete and sign a Forceum warranty claim form, which is available at any authorized dealer.
5. Pay the amount due on a new tire, less the amount of credit, including taxes, mounting and balancing charges and/or the cost of other services.

Once tires are returned to Forceum by an authorized dealer and credit has been issued, submitted tires become the property of Forceum.

To locate an authorized Forceum dealer, please visit www.forceumtire.com.

DISCLAIMER:

THIS IS THE ONLY EXPRESS WARRANTY GIVEN BY FORCEUM, APPLICABLE TO FORCEUM BRAND REPLACEMENT PASSENGER CAR RADIAL AND LIGHT TRUCK RADIAL TIRES. FORCEUM DOES NOT MAKE ANY OTHER EXPRESS WARRANTY OR ANY IMPLIED WARRANTY OF MERCHANTABILITY OR FITNESS FOR A PARTICULAR PURPOSE. FORCEUM DOES NOT AUTHORIZE ANY OTHER PERSON, INCLUDING AUTHORIZED FORCEUM DEALERS OR CAR MANUFACTURERS, OR CAR DEALERS, TO CHANGE THIS WARRANTY OR CREATE ANY OTHER OBLIGATION IN CONNECTION WITH FORCEUM. FORCEUM WILL NOT DO ANYTHING OTHER THAN WHAT IS STATED IN THIS WARRANTY IF AN ANOMALY IS FOUND TO EXIST IN A FORCEUM BRAND REPLACEMENT PASSENGER CAR OR LIGHT TRUCK RADIAL TIRE. ALL OTHER REMEDIES ARE EXCLUDED, INCLUDING ANY OBLIGATION OR LIABILITY ON THE PART OF FORCEUM FOR CONSEQUENTIAL OR INCIDENTAL DAMAGES (SUCH AS A LOSS OF USE OF VEHICLE, LOSS OF TIME OR INCONVENIENCE) ARISING OUT OF AN ANOMALY.

SOME STATES DO NOT ALLOW THE EXCLUSION OR LIMITATION OF INCIDENTAL OR CONSEQUENTIAL DAMAGES, SO THE ABOVE EXCLUSION MAY NOT APPLY TO YOU. THIS WARRANTY GIVES YOU SPECIFIC LEGAL RIGHTS AND YOU MAY ALSO HAVE OTHER RIGHTS WHICH VARY FROM STATE TO STATE.

Summary of Forceum Limited Tire Warranty Coverage:

CATEGORY	PATTERN	MILEAGE WARRANTY
PCR	Ecosa	45,000
PCR	Trideka	N/A
PCR	D600	N/A
PCR	N300	N/A
PCR	EXP70	N/A
UHP	Octa	N/A
UHP	Hena	N/A
UHP	Hexa	N/A
UHP	Hexa-R	N/A
UHP	D700	N/A
UHP	D850	N/A
SUV	Penta	35,000
SUV	Heptagon SUV	N/A
SUV	HP202+	N/A
4x4	Heptagon HT	35,000
4x4	ATZ	35,000
4x4	ATZ-R	N/A
4x4	MT-08+	N/A
LTR	Digon LT	N/A
LTR	Ultra 2	N/A

DEALER'S OBLIGATION

To claim an adjustment from Forceum, the dealer must first complete a "Claim Adjustment Form" with the required details, which can be requested via email at claims@zafco.com or through our website resources at zafcointernational.com/resources. Each claim must be supported by three (3) medium resolution pictures per tire of the following:

1. Serial and DOT number, labeled as 1-1
2. Damaged portion, labeled as 1-2
3. Complete tire with the tread portion clearly visible, named

1-3; and so forth

4. A copy of the Forceum Limited Warranty Claim Form & Tire Rotation Card (applicable to mileage warranty only)

The completed "Claim Adjustment Form", together with the pictures, must be emailed to claims@zafco.com. The DOT and serial number cut-outs of adjusted claims must be mailed to us at the following address:

ZAFCO International

3200 NW 67th Ave,
Building 2, Suite 260
Miami, FL 33122
United States

All claims will be settled within thirty (30) working days upon receipt of full details using the instructions stated above.

TIRE REGISTRATION

It is important that you register your Forceum tires promptly upon purchase. Registration is an important safety procedure since it enables the manufacturer to notify you in the event of a product recall. To complete registration, you will need to provide:

1. Your contact information
2. The tire DOT codes located on your tires
3. Your dealer's contact information (where you acquired the tires from)

Please use the form available on www.forceumtire.com for quick and easy registration of your tires.

SAFETY WARNING

Forceum makes your safety our top priority. It is essential for you to ensure proper use and maintenance of your tires to avoid any serious injury. Here are some safety tips we recommend to mitigate your risk of tire failure:

1. Owners must continue to rotate tires in accordance to their vehicle owner's manual or every 5,000 – 6,000 miles
2. Tires should be regularly inspected by a qualified tire professional for any signs of damage
3. Tires should be mounted only by trained professionals. Follow all instructions in the vehicle owner's manual or tire placard in vehicle to avoid under-inflation, overloading

and misapplication

4. Use approved rims and wheels only
5. Do not spin tires on slippery surfaces such as snow, ice, or mud, or spin in excess of 35 mph (56 kph), as indicated on the speedometer
6. We recommend replacing any tires that are beyond ten (10) years from their date of manufacture. If your vehicle manufacturer has specific recommendations for tire replacement, you should follow the specific recommendations for that vehicle
7. Always avoid purchasing used tires. Previous usage may have damaged internal components that may lead to tire failure
8. We recommend replacing all four tires at the same time. However, when only two are replaced, the new tires should be on the rear since deeper tread may provide better grip and water evacuation in wet conditions.

Any tire, no matter how well constructed, may fail in use as a result of damage or misuse. If you experience any vibrations or ride disturbances, or notice a bulge, bump, or any kind of irregularities, we recommend having your tires evaluated by a qualified tire servicer immediately.





WWW.FORCEUMTIRE.COM



Zafco International LLC
Countyline Corporate Park
4220 W 104th Street, Suite 11
Hialeah, FL 33018